

A Movie

Jill and Beth want to see a movie. They go to get a ticket. They buy a snack. They sit down and see the movie. They smile and laugh. On the way home, Jill steps on a pink thing. It is sticky and will not get off. It is yuck.


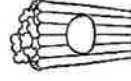
--	--	--

Name _____

Read the story 3 times. Answer the questions.
Use the colors to underline your clues.



The girls buy:



The movie is:

sad

funny

scary



What did Jill step on?

Draw a picture.

Name: _____ Date: _____

Hibernating Bears

In the winter, some bears hibernate in a den, while others do not. Some bears' temperature gets too cold to survive, so that is why they hibernate. To hibernate means to sleep for very long periods of time. Bears don't even wake up to use the bathroom or to eat! The only reason bears wake up is to give birth to baby cubs.



1. Who hibernates in the winter? _____

2. What does "hibernate" mean? _____

3. When do bears hibernate? _____

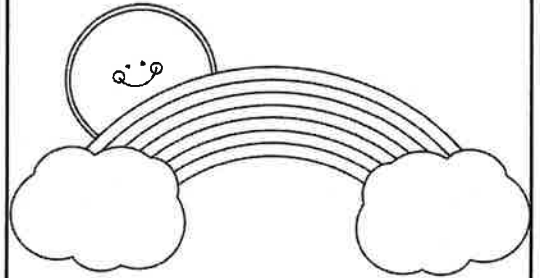
4. Where do bears hibernate? _____

5. Why do bears hibernate? _____

Name: _____ Date: _____

Rainbows

One sunny day, Sally was playing in her front yard. Suddenly, it began to rain. When sunlight and rain mix, rainbows form in the sky. Sally saw the prettiest colors in the rainbow. She saw red, orange, yellow, green, blue, and purple colors in the rainbow. She was so excited to see the pretty rainbow that she went inside her house to tell her brother so that he could go outside to see the rainbow, too!



1. Who saw a rainbow in the sky? _____

2. What colors are in a rainbow? _____

3. When do rainbows form? _____


4. Where do rainbows appear? _____

5. Why did Sally go inside her house? _____

Name: _____ Date: _____

Going to the Pumpkin Patch

Jim, his brother, and his family went on a family trip in October. They went to the pumpkin patch to pick a few pumpkins so that his mom could help both of the boys to carve the pumpkins. Jim's brother picked the first pumpkin, while Jim picked an apple from an apple tree. When they went to the car, Jim's brother accidentally dropped his big pumpkin. Everybody became sad.



1. Who picked the first pumpkin? _____

2. What did Jim pick at the patch? _____

3. When did Jim and his family go to the pumpkin patch? _____


4. Where did Jim and his family go? _____

5. Why was Jim sad at the end of the story? _____

Name: _____ Date: _____

First Day of School

Oh, no! It's Larry's first day of school. He is so scared that he won't have any friends in his new class and that his teacher will be mean. Oh, well! He has to go and hope for the best. He woke up, got out of bed, brushed his teeth, and got dressed. When Larry first got to school, he saw his best friend, Timmy. Larry gave Timmy a big hug because he was so happy to see him. They ate breakfast together before they went to class. Larry now knew it was going to be a good year!




1. Who did Larry see first at school? _____

2. What did Larry do when he first saw Timmy? _____

3. When did they eat breakfast? _____

4. Where did Larry not want to go? _____

5. Why was Larry scared in the beginning of the story? _____



Sequencing

Reading Comprehension Worksheet

Practice

A parent or tutor should read to the student and help the student to record their answers.

A **sequence** is what happens *first*, *next*, and *last*.

Here are some examples. Write the number 1 in the box beside what happened *first*. Write the number 2 in the box beside what happens *next*. Write the number 3 in the box beside what happens *last*.

1. What happened *first*, *next*, and *last*?

1, 2, or 3?

Theresa's teacher said the butterfly was pretty.	
Theresa gave her picture to her teacher.	
Theresa drew a picture of a butterfly.	

continued
→
on next
page

2. What happened *first*, *next*, and *last*?

1, 2, or 3?

Jenna watched the squirrels play in the park.	
Jenna's mom took her to the park.	
At home, Jenna drew a picture of the squirrels.	

3. Draw 3 pictures to show the **sequence** of Jenna's day. What happened *first*, *next*, and *last*?

First	Next	Last










Phonics

Please complete
2 pages
each day

Name _____

Write the Word

ar

 _____ _____ _____	 _____ _____ _____	 _____ _____ _____
 _____ _____ _____	 _____ _____ _____	 _____ _____ _____
 _____ _____ _____	 _____ _____ _____	 _____ _____ _____

Word Bank

shark

star

park

barn

art

arm

jar

yarn

car

Name _____

Blends — br/cr

br

cr



__ __ ib



__ __ ab



__ __ ack




__ __ occoli



__ __ ush



__ __ ead



__ __ own



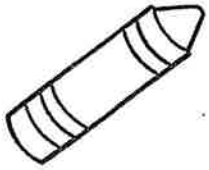
__ __ oom

Name _____

Blends — gr/pr —

gr

pr




___ een



___ ize



___ avy



___ etzel




___ ice



___ ave



___ esent




___ apes

Name _____

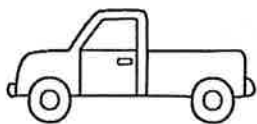
Blends – tr/cl

tr

cl




ee



uck



ub



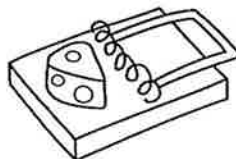
oud




iff



ock



ap



uck

Name _____

Blends – dr/fr

dr

fr



____ _ ies



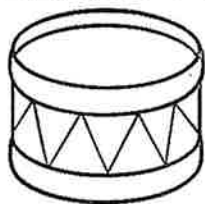
____ _ eam



____ _ agon



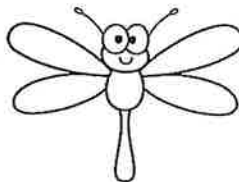
____ _ og



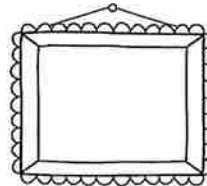
____ _ um



____ _ uit



____ _ agonfly



____ _ ame

Word Family
ay

Color



bay

main

date

came

day

ray

lay

skate

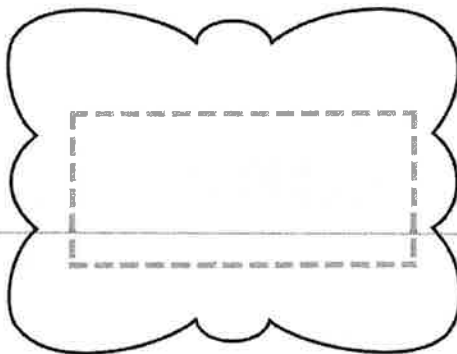
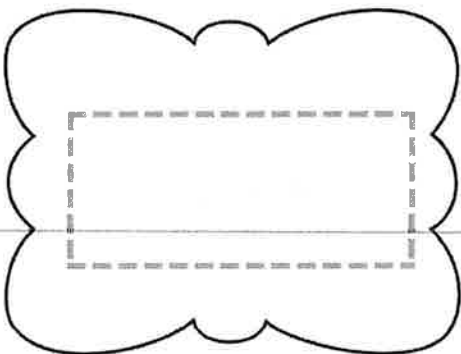
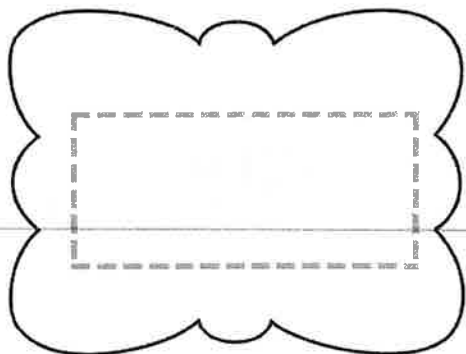
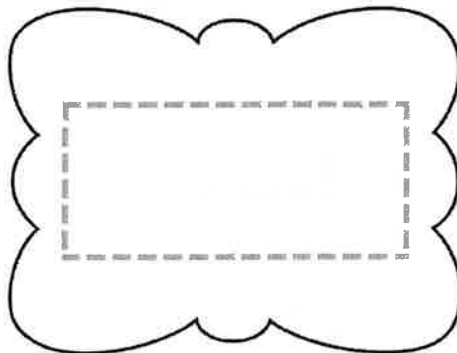
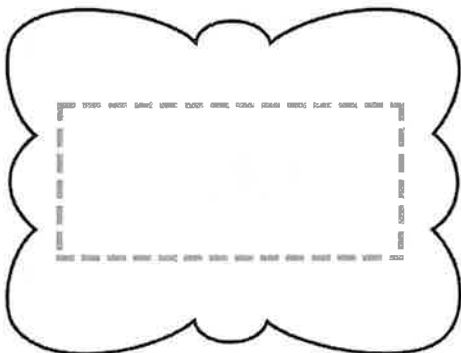
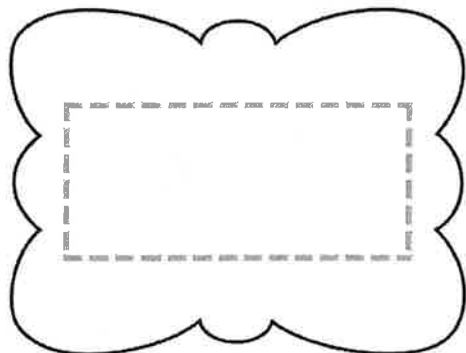
say

snail

may

way

Word Family
eel



steel	free	wheel	sleep
street	reel	dream	peel
kneel	wheat	heel	seat

word

work

Please complete

① page
each day.

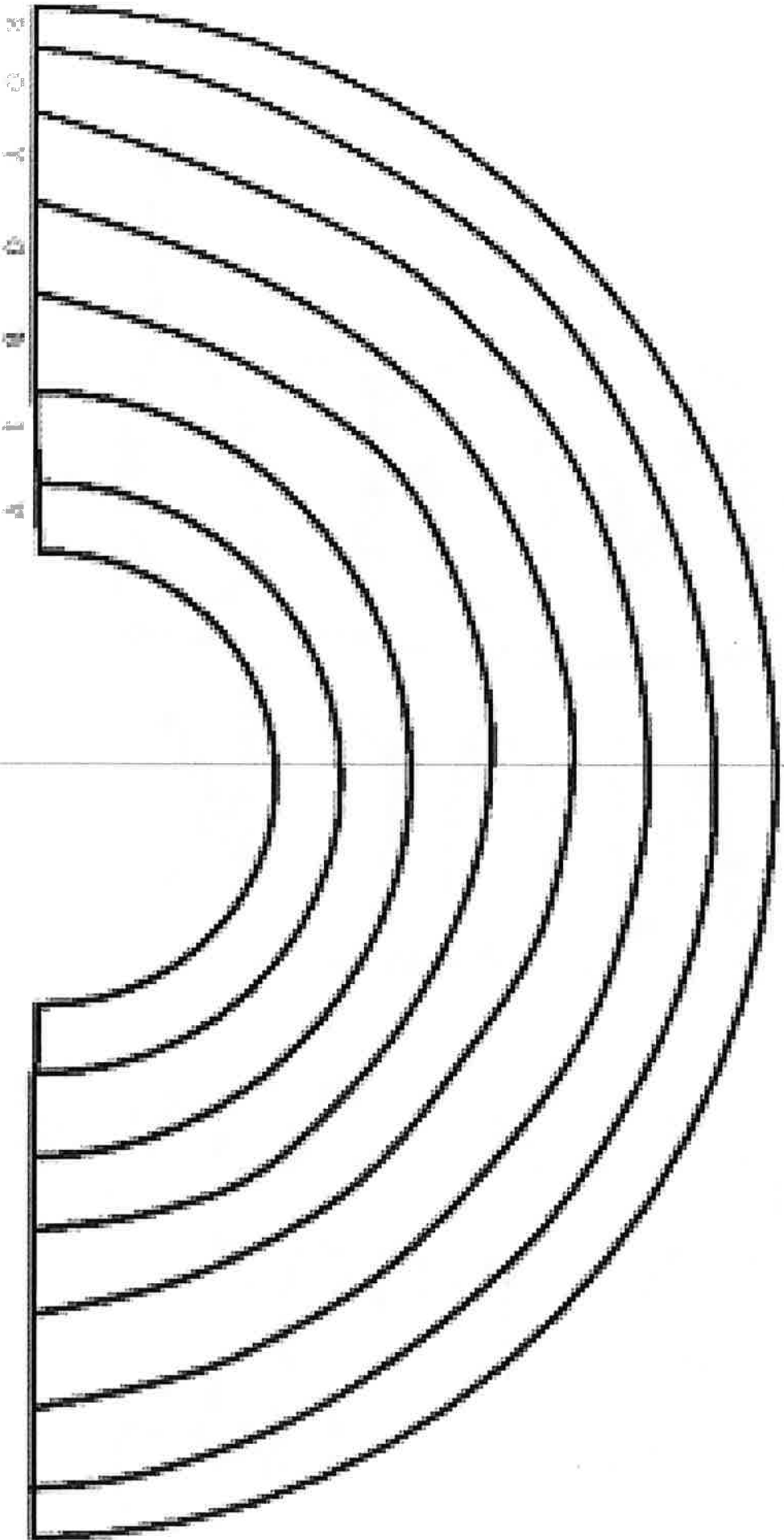
Here

Rainbow Write

Write out your spelling words in rainbow colors.

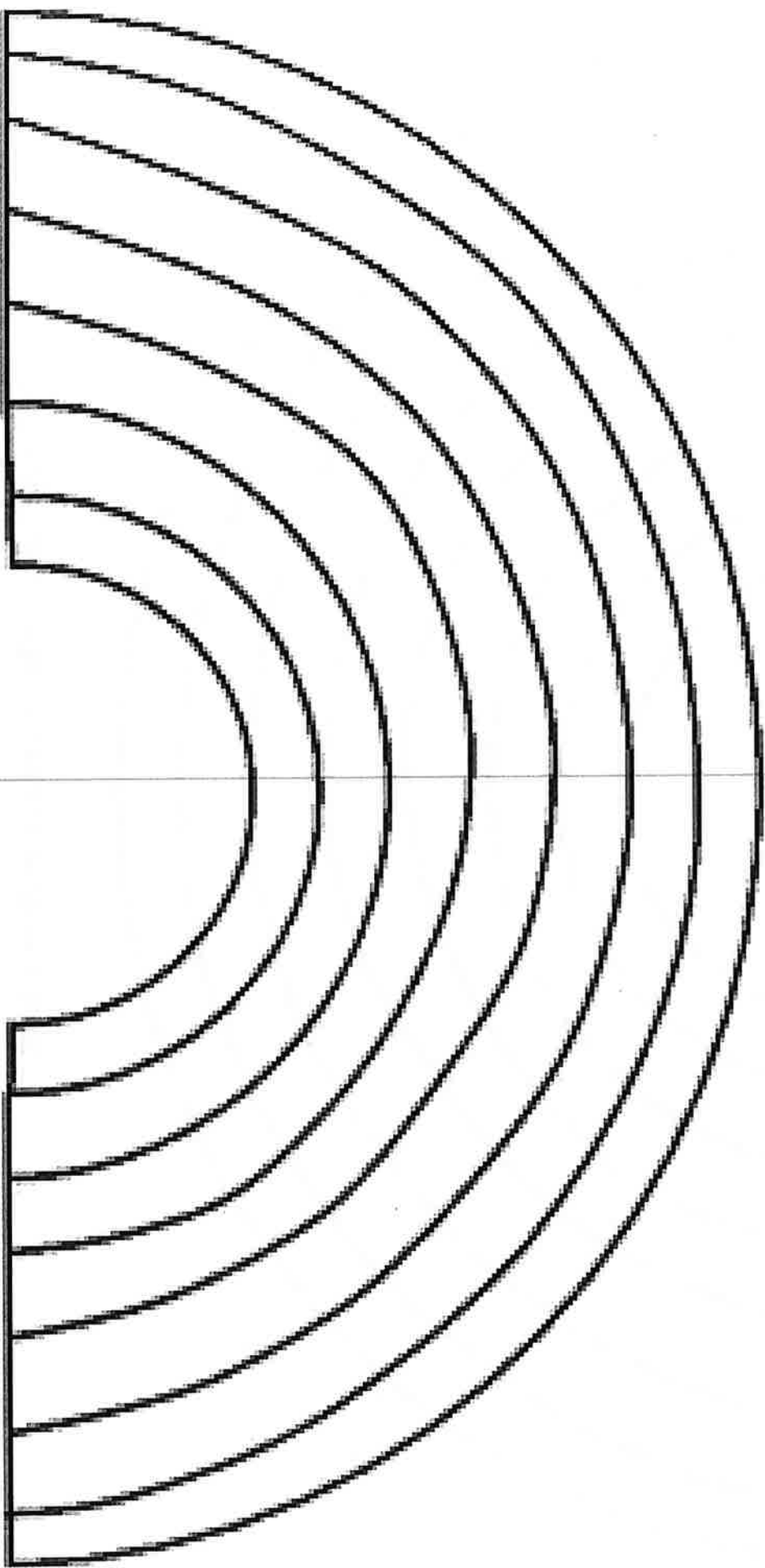
151 © Susan Jones

keep
any
many
how
now
down
round



Rainbow Write

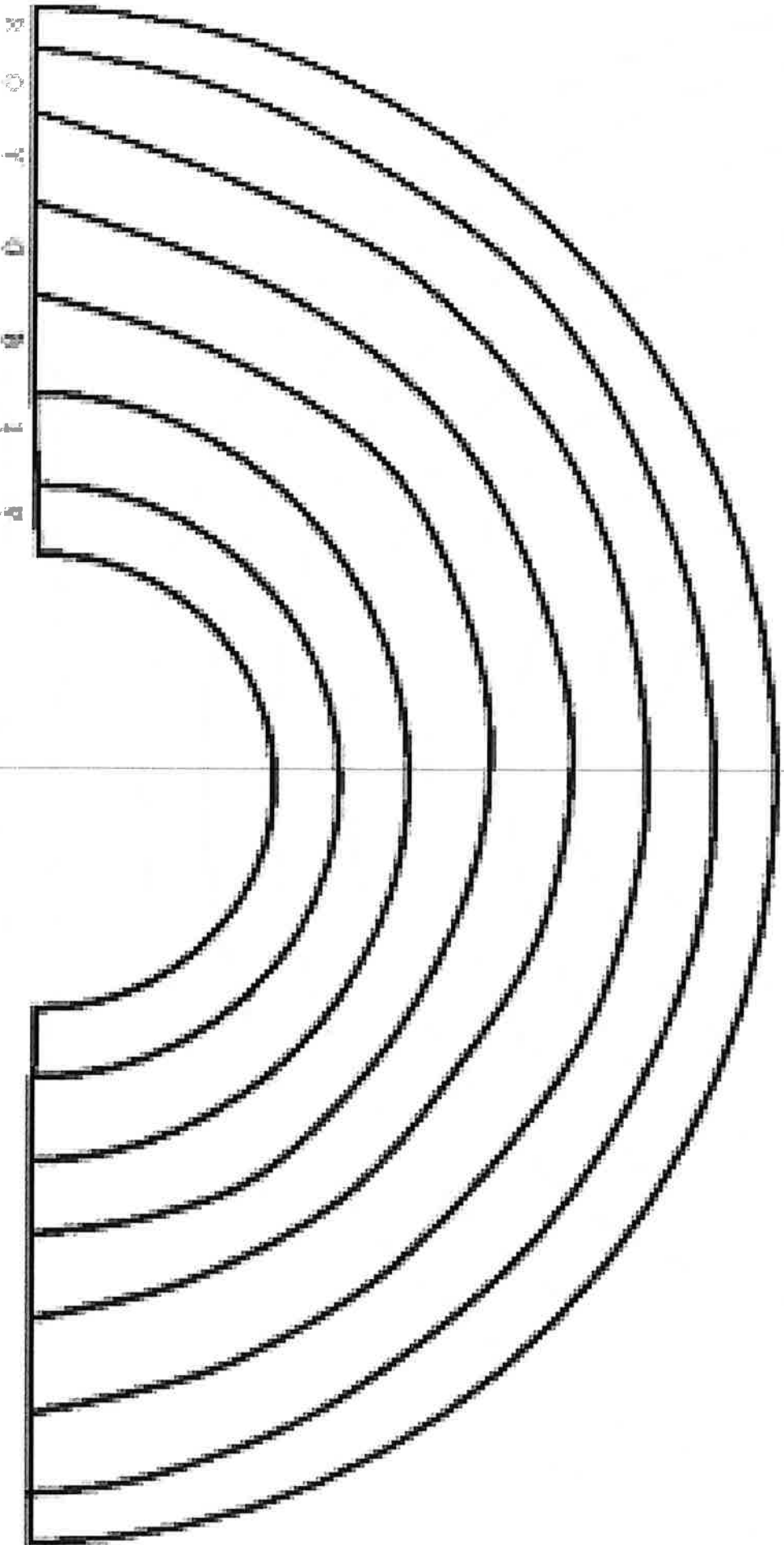
Write out your spelling words in rainbow colors.



know
walk
day
see
between
each
green

Rainbow Write

Write out your spelling words in rainbow colors.



her

over

number

black

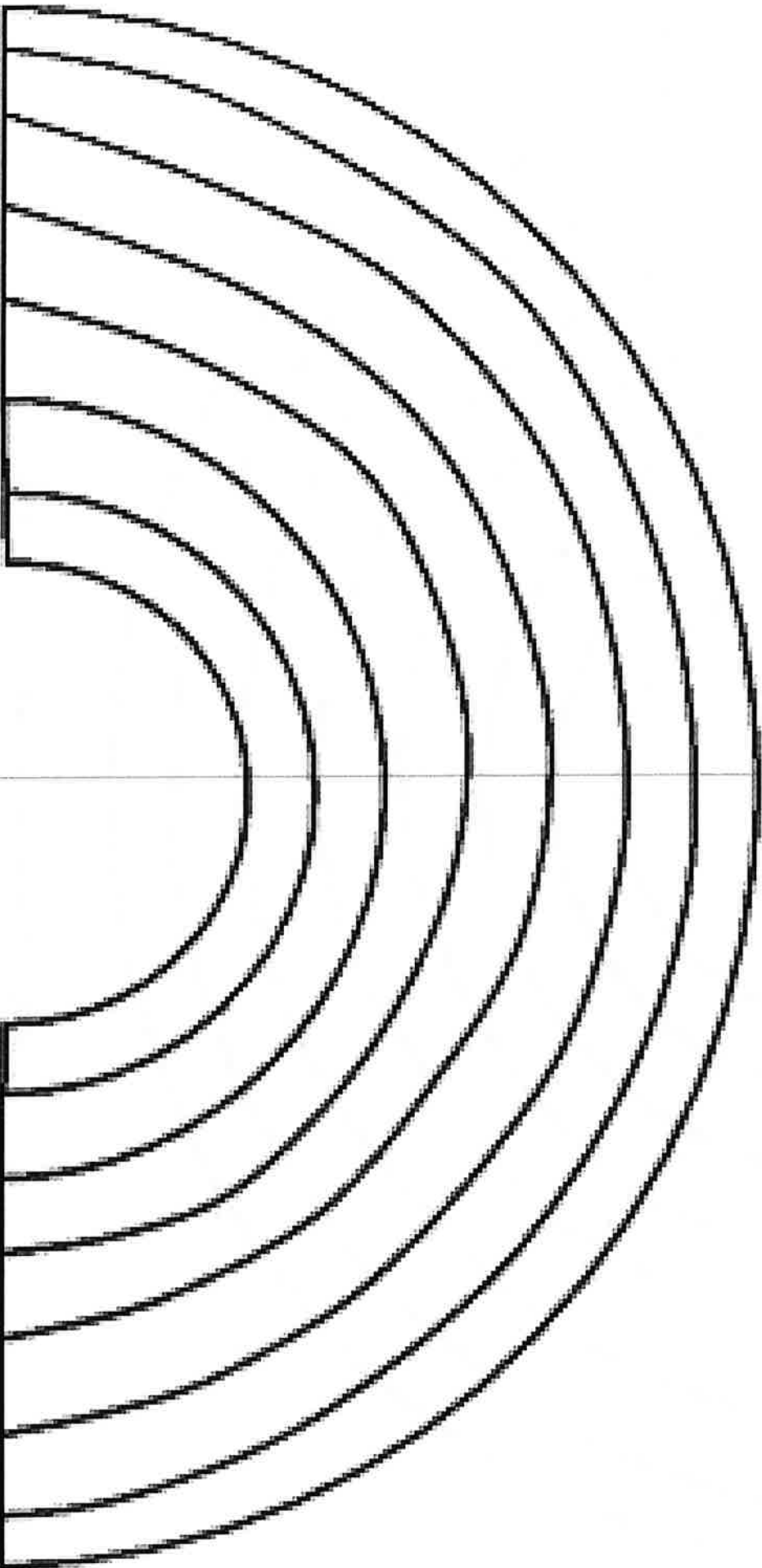
brown

say

says

Rainbow Write

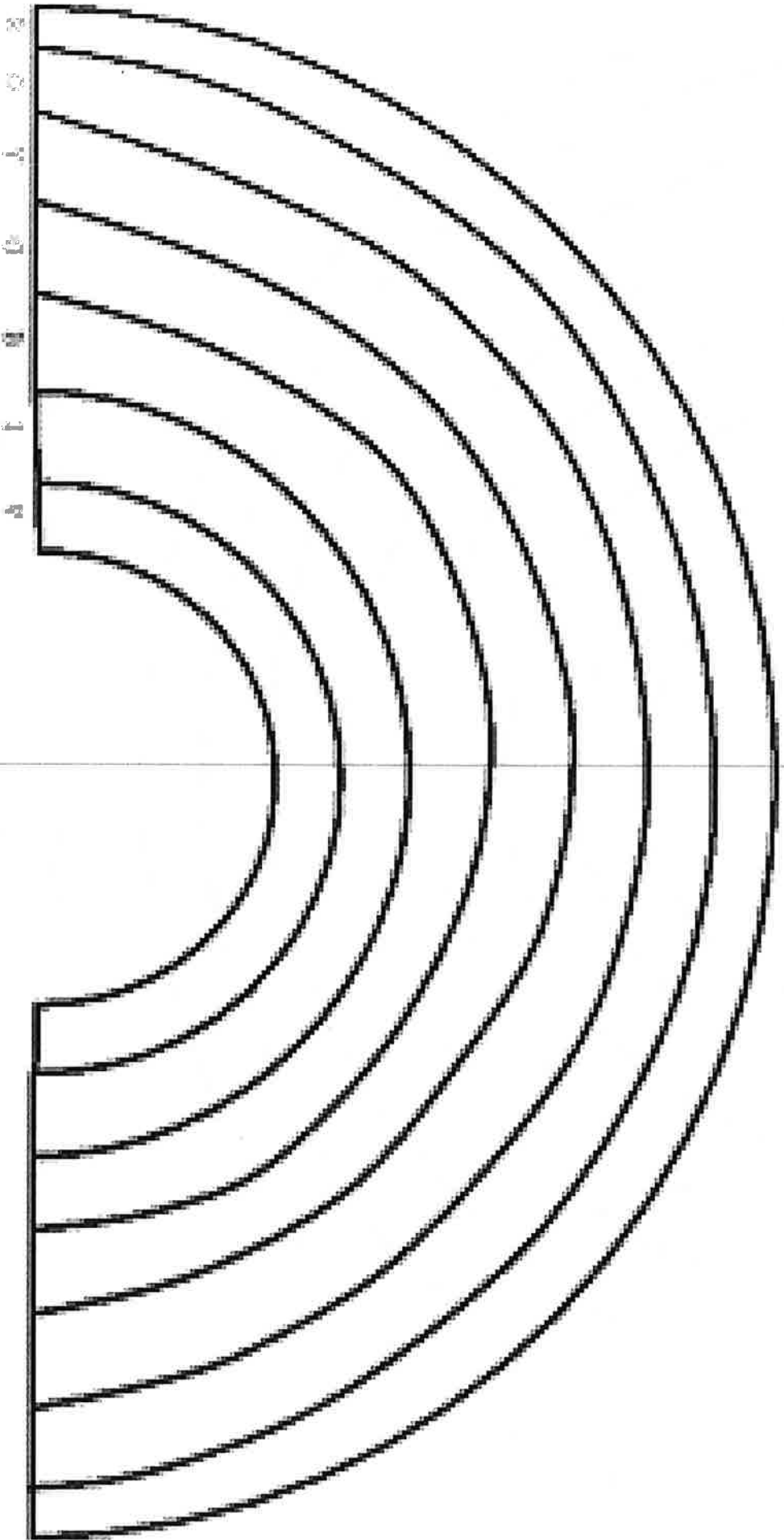
Write out your spelling words in rainbow colors.



who
what
when
help
on
ask
where

Rainbow Write

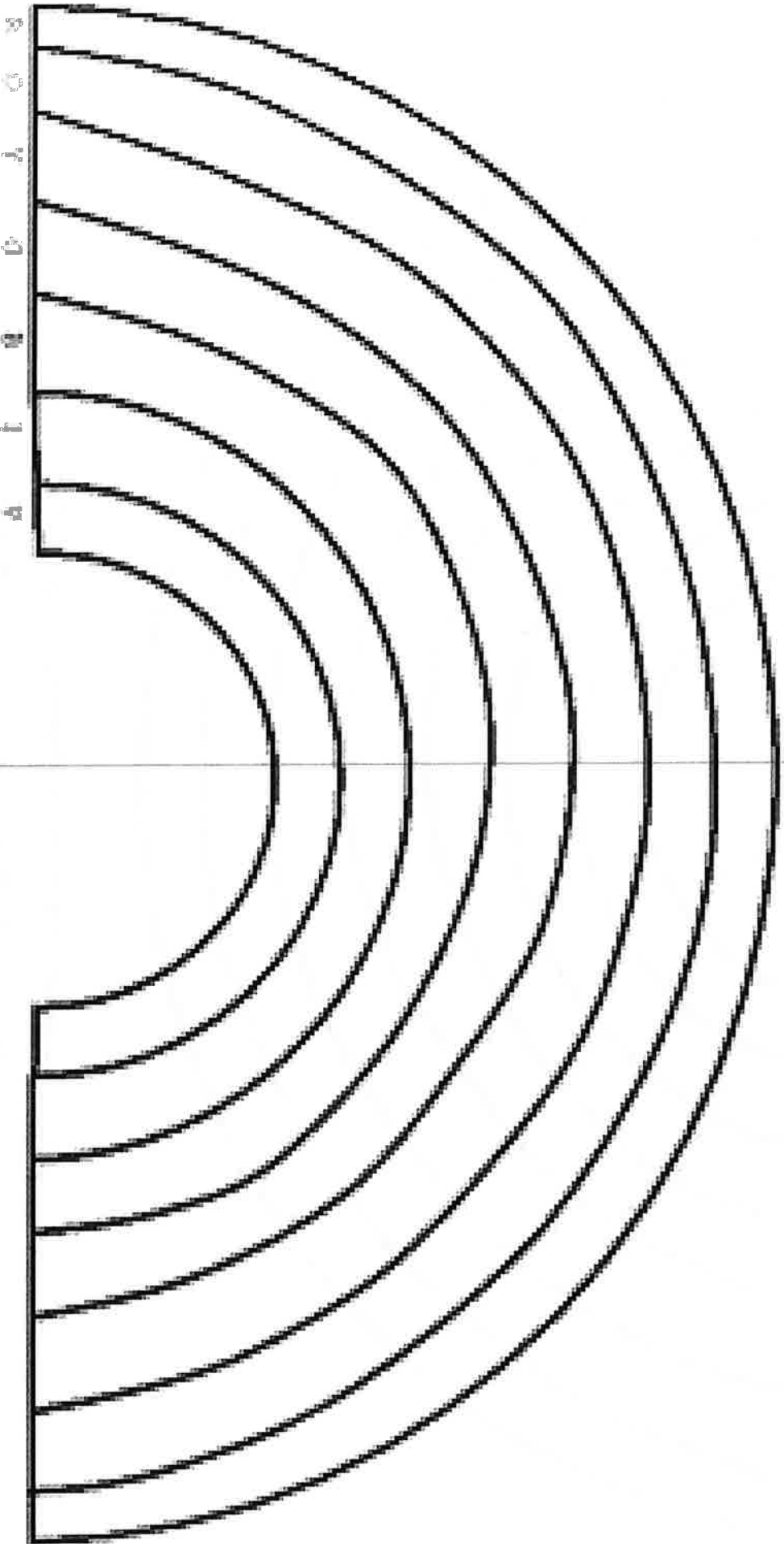
Write out your spelling words in rainbow colors.



there
here
soon
by
my
why
try

Rainbow Write

Write out your spelling words in rainbow colors.




put
also
some
come
fly
very
two

Name _____

11/17/2020 10:00:00 AM

Rainbow Write

Write out your spelling words in rainbow colors.



too

to

would

could

should

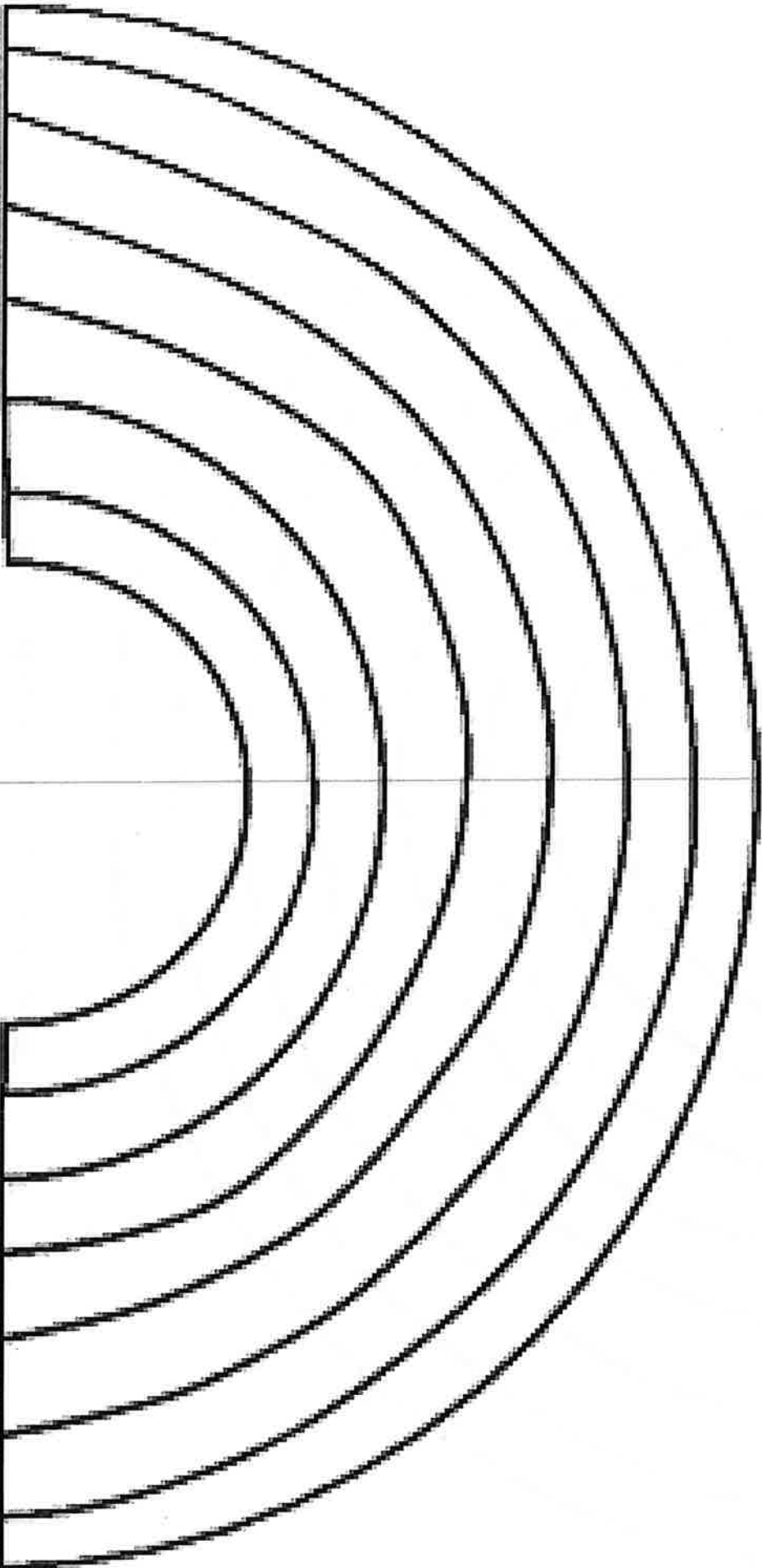
please

pretty

Rainbow Write

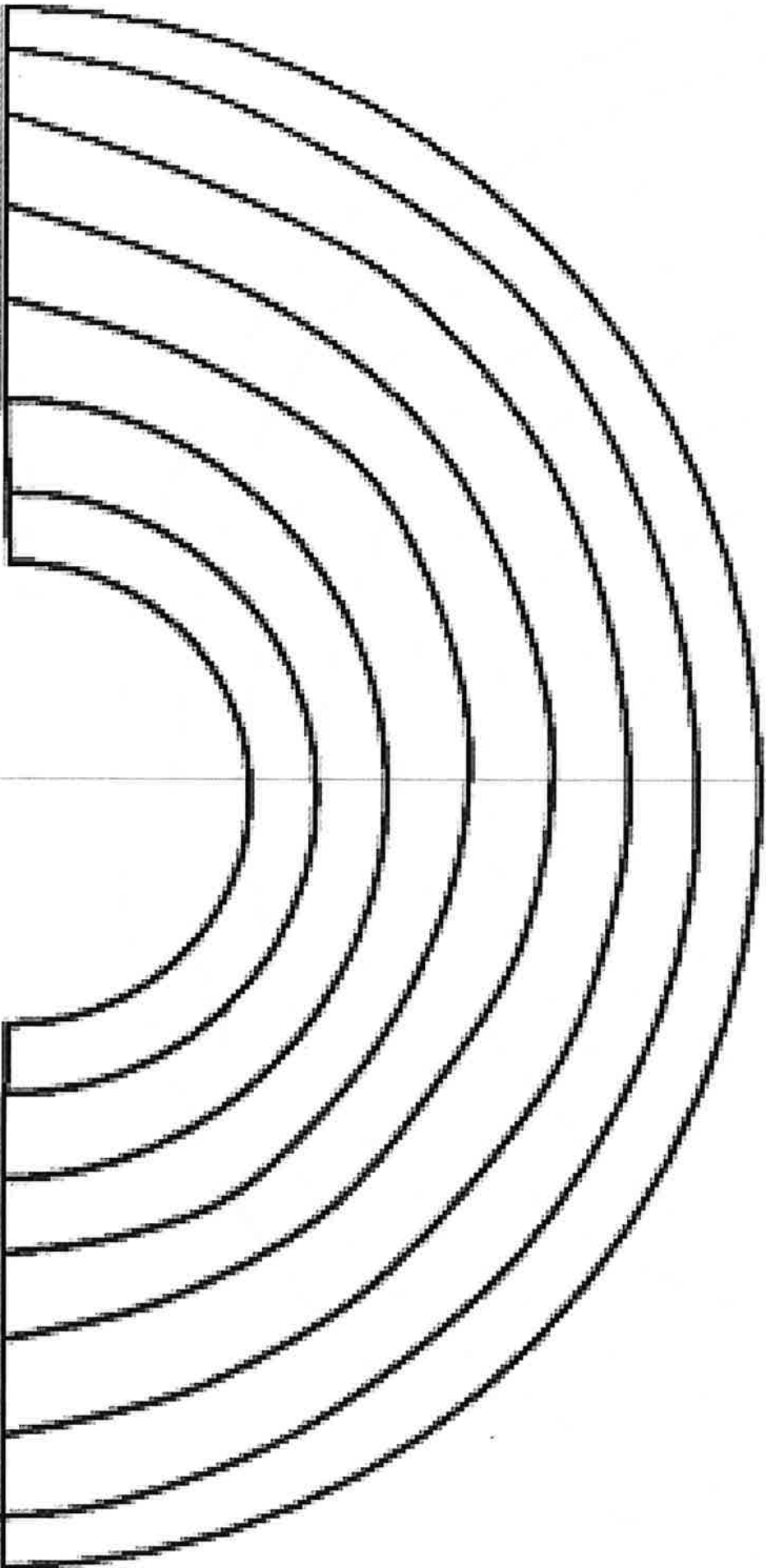
Write out your spelling words in rainbow colors.

out
about
our
going
then
give
people



Rainbow Write

Write out your spelling words in rainbow colors.



ate

none

nothing

white

use

make

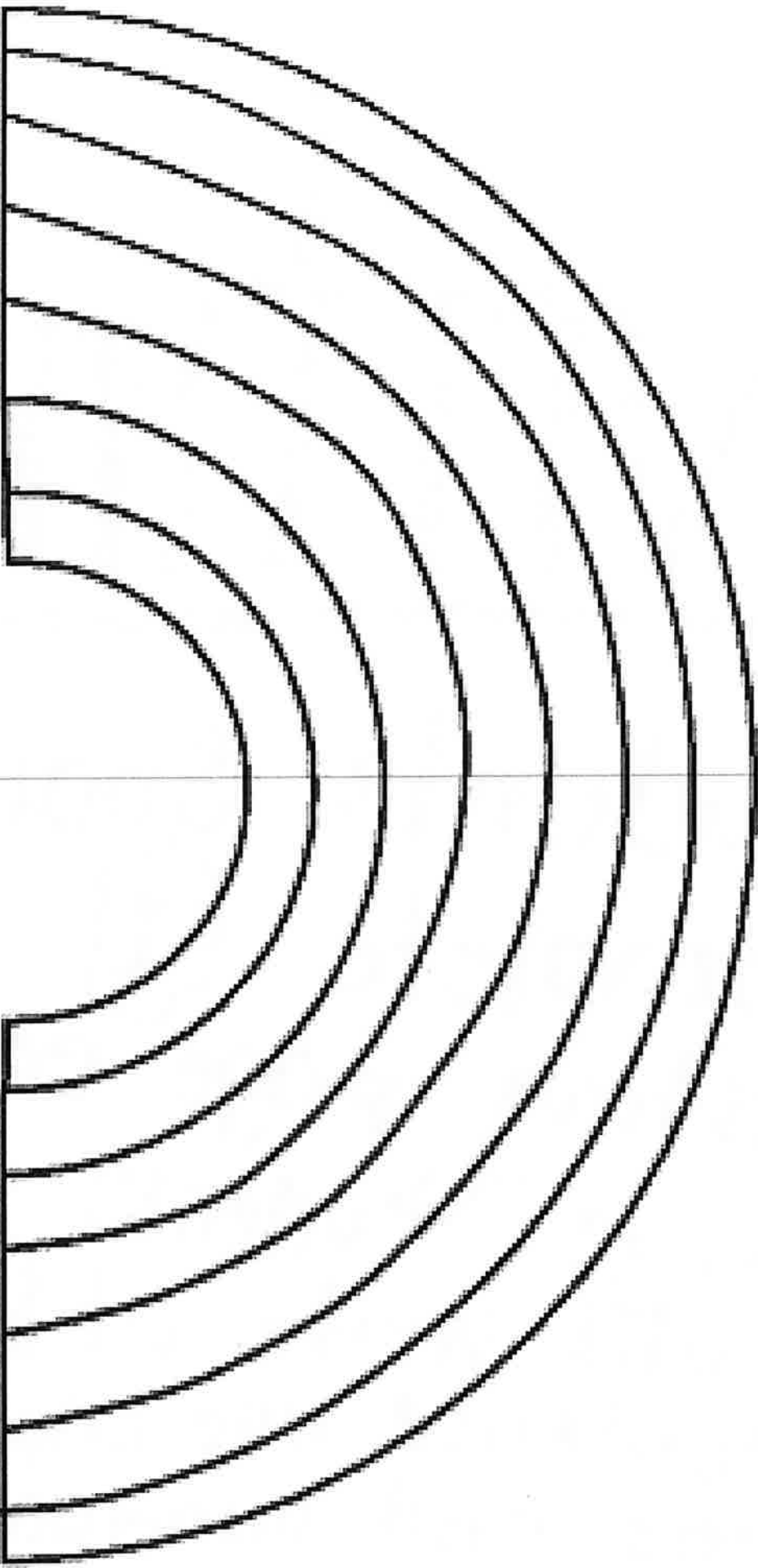
came

How

THE UNIVERSITY OF TEXAS AT AUSTIN

Rainbow Write

Write out your spelling words in rainbow colors.



friend

other

another

day

may

take

ride

Writing

Students should
complete 1
writing page each
day! Students
should write at least
5 sentence, use capital
letters and punctuation.

Name _____








































Write about a fun time with your family.



Name _____

Write which superpower you would have if you could have any power.



	_____	
	_____	
	_____	
	_____	
	_____	
	_____	
	_____	
	_____	
	_____	
	_____	
	_____	
	_____	
	_____	
	_____	
	_____	
	_____	
	_____	
	_____	
	_____	
	_____	